

## CONVENTIONAL FIRE CONTROL PANEL 2 / 4-20 Zones



### GENERAL DESCRIPTION

The SmartLine020 conventional fire-detection control panel series offers a 2 zone non-expandable model and a 4 zone expandable model expandable to 20 zones by means of SmartLine/8Z 8-zone expansion boards.

The extreme compactness and ease of programming and operation makes this control panel ideal for small applications, where fast installation and programming are among the most important aspects of the application.

SmartLine020 provides housing for a SmartLetLoose/ONE fire extinction board.

This board is EN12094-1 approved, and offers a complete range of functions for fire extinguishing system management.

The SmartLine020 control panel has 2 supervised outputs for alarm and fault signaling (the efficiency of these outputs is monitored continuously).

The control panel provides 1 terminal per zone configurable as: open-collector output, supervised output, supervised input, gas detector input with 4-20mA interface, gas detector input with open-collector output interface. This flexibility notably increases the application panorama of the SmartLine020.

System information is provided through the graphic display and LEDs on the control panel. The SmartLine020 manages an RS485 BUS which supports 4 remote - control Repeater panels (Model: SmartLetUSee/LCD).

Repeater panels replicate all the fire alarm system data and allow users to access and control the system in accordance with their authorized access level. Programming the system from the control panel is straightforward and trouble-free thanks to the easy-to-follow instructions on the display. The system can also be programmed using SmartLeague software application (free downloadable from web site).

### MAIN FEATURES

- EN54 Approved
- EN12094-1 Approved (Fire extinction)
- SmartLine 020-2 : 2 Zones not expandable
- SmartLine 020-4 : 4 Zones expandable to 20
- Manages SmartLetLoose/ONE Fire Extinction board (EN12094-1 Approved)
- Supports 4 remote-control Repeater panels
- 1 supervised alarm output (NAC)
- 1 output for communicator/dialler activation
- 1 dry-contact alarm output
- 1 dry-contact fault output
- 1 power supply output
- 1 resettable power supply output
- 1 terminal per zone configurable as: open-collector output, supervised output, supervised input, gas detector input with 4-20mA interface, gas detector input with open-collector output interface.
- Battery shutdown relay for deep discharge conditions
- Backlit graphic display for easy management of Installer/User interface
- Navigation keys for easy access to menu options
- Fast keys (Silence, Reset, Evacuate, Investigate)
- Beeper (provides audible signals)
- RS232 connector for uploading / downloading data

- Programming software (free downloadable from web site)
- Easy system programming from the control panel
- Access key for Level 2 functions (EN54 compliant)
- On-board connector for Thermal probe (accessory item).
- Battery efficiency test
- Extensive application of SMD reflux technology for higher reliability
- Metal box

### ORDERING CODES

<b>SMARTLINE 020 -2</b>	non-expandable 2 zone conventional control panel
<b>SMARTLINE 020 -4</b>	conventional control panel with 4 zone expandable to 20
<b>SMARTLINE/8Z</b>	8 zone expansion board
<b>SMARTLETUSEE/LCD</b>	Remote-control Repeater panel
<b>SMARTLETLOOSE/ONE</b>	Fire Extinction board (1 channel)
<b>PROBE TH</b>	Thermal probe. This device protects the battery against overheating and consequent permanent damage.

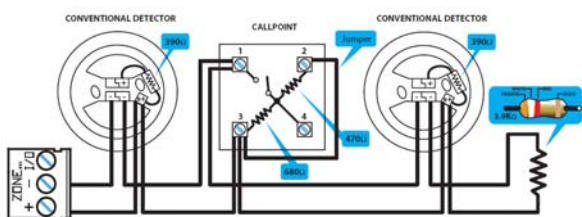
### FRONT PANEL



### OUTPUTS

#### LINES:

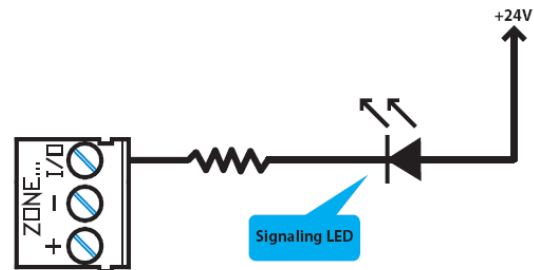
For each line is available a couple of terminal board for detectors and call points connection, Control panel is able to understand if the alarm is from a detector or a call point.



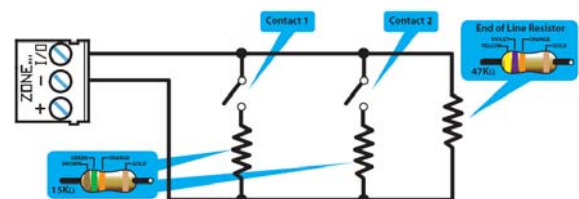
#### I/O terminal Board

For each line is also available an I/O terminal board which can be configured as:

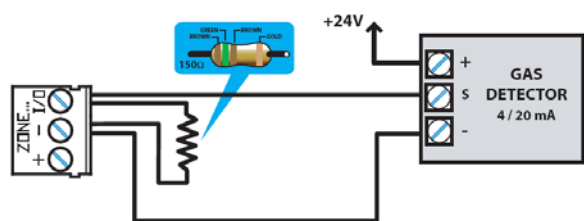
#### *Open collector Programmable Output*



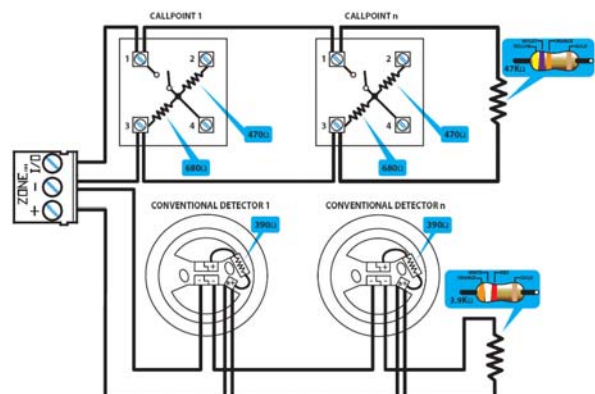
#### *Supervised programmable Input:*



#### *4-20 mA gas detectors input*



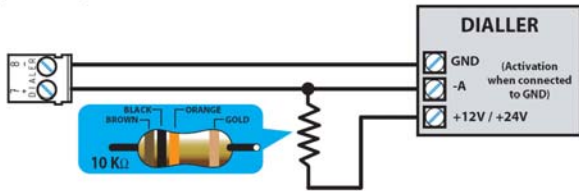
#### *Call point Line separated from detectors line*



**Dialler Output:**

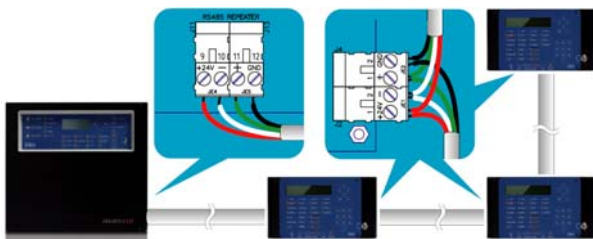
Supervised output for external alarm dialler , approved as E output according to EN54 standards.

Closes to GND when active.



**RS485 BUS for repeaters connection (4):**

Allows to connect up to 4 repeater SmartLetUSee/LCD. Wiring by means of a 4 pole shielded twisted cable.

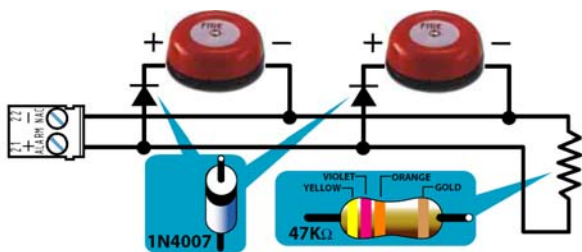


**Fault output:**

Panel board is equipped with a dry contact output activated in case of fault.

**Alarm Output:**

Supervised output for Sounders / beacon connection, protected by a 0,9 A self restorable fuse.



**24V power output**

Supply 24V for external device feed, protected by a 0,9 A self restorable fuse.

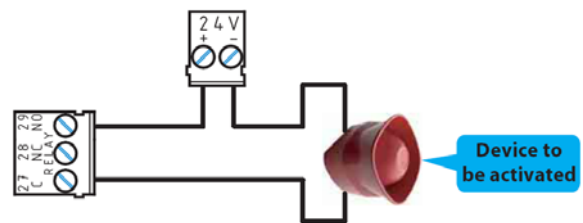
**24R Output**

Supply 24 V (0,9 A) for external devices feed, is switched off for 10 seconds during panel reset. Suitable for beam detector powering.

This output can also be configured as always ON , switched OFF in case of alarm of one or more zones (suitable for door holder magnet).

**Programmable Relay**

A full programmable dry contact output is available on the panel board.



**TECHNICAL SPECIFICATIONS**

PARAMETER	VALUE
Operating voltage	230 Vac 50/60 Hz
Consumption	0,5 A
MAX current for external loads	0,8 A
Batteries	2 x 7Ah 12V
Operating temperature	-5° .. +40°
Dimensions	325x325x80 mm
Weight (without batteries)	2,8 Kg



**INIM ELECTRONICS s.r.l.**

Via Fosso Antico – Loc. Centobuchi  
63033 MONTEPRANDONE  
(AP) ITALY  
Tel. +39 0735 705007  
Fax +39 0735 704912  
[www.inim.biz](http://www.inim.biz)

**DISTRIBUTOR:**