

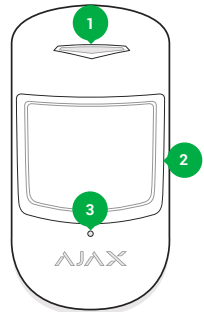
Motion / glassbreak detector
Model Name: **Ajax CombiProtect**

Wireless motion and glass break detector with pet immune

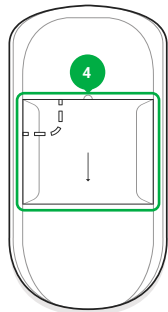
CombiProtect combines a wireless motion detector with a PIR sensor and the radius up to 12 meters, as well as a glass break microphone with the distance up to 9 meters. CombiProtect is connected to the Ajax security system via the protected Jeweller protocol, with an effective communication range of up to 1,200 meters without obstacles. CombiProtect can ignore animals. Operate up to 7 years from a battery and is designed for use indoors.

IMPORTANT: This Quick Start Guide contains general information about the CombiProtect. Before using the device, we recommend reviewing the User Manual on the website: ajax.systems/support/devices/combiprotect

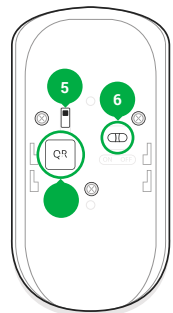
FUNCTIONAL ELEMENTS



- 1 - Light indicator.
- 2 - Motion detector lens.
- 3 - Microphone hole.



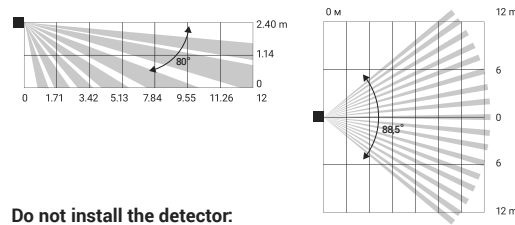
4 - SmartBracket attachment panel (perforated part is required for actuating the tamper in case of any attempt to tear off the detector from the surface).



- 5 - Tamper button.
- 6 - Device switch.
- 7 - QR code.

LOCATION SELECTION

When selecting a CombiProtect installation location, please take into account the lens direction, detection range of motion and glass break and presence of any obstacles impairing the view and radio signal transmission.



Do not install the detector:

1. Outside the premises (outdoors).
2. In the direction of the window, when the detector lens is exposed to direct sunlight.
3. Opposite any object with the rapidly changing temperature (e.g., electrical and gas heaters).
4. Opposite any moving objects with the temperature close to the one of the human body (oscillating curtains above the radiator).
5. At any places with fast air circulation (air fans, open windows or doors).
6. Nearby any metal objects and mirrors causing radio signal attenuation or screening it.
7. Within any premises with the temperature and humidity beyond the range of permissible limits.

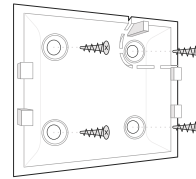
Prior to the attachment of the detector to a surface with screws, please perform signal strength test as well as detection area test in the Ajax Security System application for at least a minute. This will demonstrate communication quality between the detector and the hub and ensures proper installation place selection.

Status indicator	Signal level
Lights with interruptions once every 1.5 seconds	Excellent signal level
Blinks 5 times per second	Good signal level
Blinks 2 times per second	Poor signal level
Lights up for a short time once every 1.5 seconds	No signal

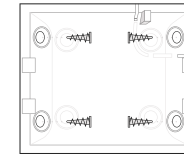
The CombiProtect detector should be attached to a vertical surface. Recommended installation height - 2.4 m. Otherwise, the motion detection area will change and the animal ignoring function could be impaired.

MOUNTING THE DEVICE

1. Attach the SmartBracket panel to the surface at least in two fixing points (one above the tamper) using bundled screws or other no less reliable attachment hardware.



Attaching on a flat surface



Attaching in a corner

2. Put the detector on the panel - single blink of the light indicator will confirm that the tamper has been

CONNECTING AND SETTING UP

The detector is connected to the hub and set up via the Ajax Security system mobile application. To establish connection please locate the detector and the hub within the communication range and follow the device adding procedure.

To connect the detector to a third party security central unit using the Ajax uartBridge or Ajax ocBridge Plus integration module, follow the recommendations in the user manual of the respective device.

Before using the detector, set up the suitable sensitivity level of the sensor in the CombiProtect settings:

Sensitivity level	Description
High	For premises with a minimum amount of interference, very fast movement detection
Medium	For premises with a number of probable interferences (windows, radiators, air conditioner, etc.)
Low	Does not respond to animals with the weight below 20 kg and height up to 50 cm

And the glass break microphone sensitivity level.

If there is no need to track motion or glass break, each of the functions can be disabled.

If the detector is located in a room requiring 24-hour control, activate the "Always active" mode - MotionProtect will respond to any motion and glass breaking, even if the system is not in the arming mode.

COMPLETE SET

1. CombiProtect.
2. Battery CR123A (pre-installed).
3. Installation kit.
4. Quick Start Guide.

TECH SPECS

Sensitive element	PIR sensor (motion) electret microphone (glass break)
Motion detection distance	Up to 12 m
Motion detector viewing angles (H/V)	88.5°/80°
Animal ignoring option	Weight up to 20 kg, height up to 50 cm
Glass break detection distance	Up to 9 m
Anti-tamper switch	Yes
Frequency band	868.0-868.6 mHz
Maximum RF output power	Up to 20 mW
Modulation	FM
Radio signal	Up to 1,200 m (any obstacles absent)
Power supply	1 battery CR123A, 3 V
Battery life	Up to 7 years
Operating temperature range	From 0°C to +50°C
Operating humidity	Up to 80%
Overall dimensions	110 x 65 x 50 mm
Weight	92 g

WARRANTY

Warranty for the Ajax Systems Inc. devices is valid for 2 years after the purchase and does not apply to the supplied battery. If the device does not work correctly, you should first contact the support service—in half of the cases, technical issues can be solved remotely!

The full text of the warranty is available on the website: ajax.systems/warranty

User Agreement: ajax.systems/end-user-agreement

Technical support: support@ajax.systems

IMPORTANT INFORMATION

This product can be used across all EU member states.

This device is in compliance with the essential requirements and other relevant provisions of Directive 2014/53/EU. All essential radio test suites have been carried out.

CE CAUTION: RISK OF EXPLOSION IF BATTERY IS REPLACED BY AN INCORRECT TYPE. DISPOSE OF USED BATTERIES ACCORDING TO THE INSTRUCTIONS

Manufacturer: Research and Production Enterprise "Ajax" LLC
Address: Sklyarenko 5, Kyiv, 04073, Ukraine
By request of Ajax Systems Inc.
www.ajax.systems